

OPERATING MANUAL

Flexible Cable

Introduction

Only qualified personnel should work with the product. Use the product correctly after thoroughly reading the section "Safety precautions." Oriental Motor Co., Ltd. is not responsible for any damage caused through failure to observe this warning.

Safety precautions

The precautions described below are intended to prevent danger or injury to the user and other personnel through safe, correct use of the product. Use the product only after carefully reading and fully understanding these instructions.

WARNING

Handling the product without observing the instructions that accompany a "WARNING" symbol may result in serious injury or death.

- Do not use the product in explosive or corrosive environments, in the presence of flammable gases, locations subjected to splashing water, or near combustibles. Doing so may result in fire, electric shock or injury.
- Assign qualified personnel the task of installing, wiring, operating/controlling and inspecting the product. Failure to do so may result in fire, electric shock or injury.
- Be sure to turn off the power before installing, connecting or inspecting this product. Failure to do so may result in electric shock.
- Do not disassemble, machine, or modify the cable and connector. Doing so may cause electric shock, injury, or an earth leakage breaker to activate.
- Do not connect or disconnect the flexible extension cable immediately after turning off the power (i.e., within 10 s). Doing so may result in electric shock.

CAUTION

Handling the product without observing the instructions that accompany a "CAUTION" symbol may result in injury or property damage.

- Immediately when trouble has occurred, stop running and turn off the driver power. Failure to do so may result in fire, electric shock or injury.
- To dispose of the cable, disassemble it into parts and components as much as possible and dispose of individual parts/components as industrial waste.

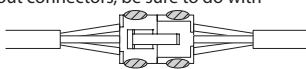
Precautions for use

Connect and wire a flexible cable to a motor and a driver after thoroughly reading the section "Safety precautions."

Notes about connector connection

Note

When inserting connectors or pulling out connectors, be sure to do with holding the connector bodies. Doing with holding the cables may cause a connection failure.



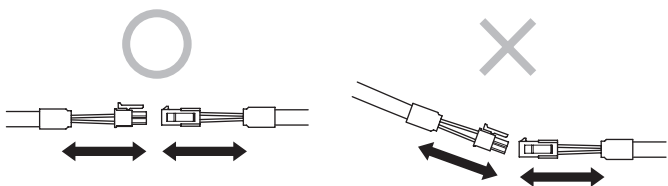
Position to hold the connector

When inserting the connector

Hold the connector bodies, and insert in straight securely. Inserting the connector in an inclined state may result in damage to terminals or a connection failure.

When pulling out the connector

Pull out the connector in straight while releasing the lock part of the connector. Pulling out the connector with holding the cable (lead wire) may result in damage to the connector.



Thank you for purchasing an ORIENTAL MOTOR product.

This operating manual describes product handling procedures and safety precautions.

- Please read it thoroughly to ensure safe operation.
- Always keep the manual where it is readily accessible.

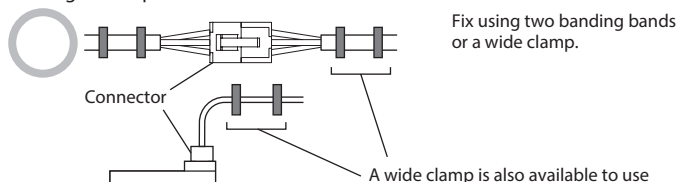
Notes about cable wiring

Note

Do not bend the cable at the connector part. Stress is applied on the connector part, and this may cause damage to the flexible cable.

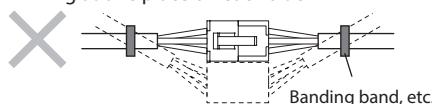
How to fix the cable

- Fixing at two places on each side



Fix using two banding bands or a wide clamp.

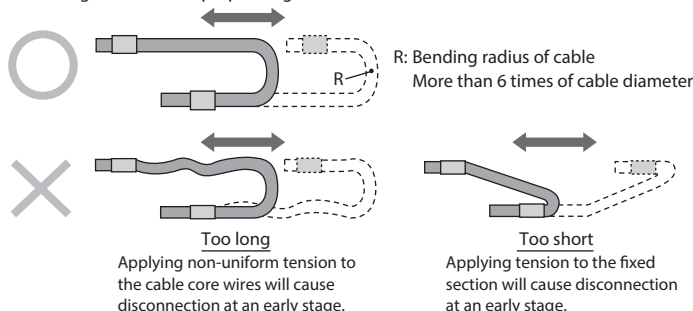
- Fixing at one place on each side



When the cable is moved, it causes the connectors to move, leading to apply stress on the connector part.

Wiring length of the cable

Wire using the cable in a proper length.



R: Bending radius of cable
More than 6 times of cable diameter

Too long
Applying non-uniform tension to the cable core wires will cause disconnection at an early stage.

Too short
Applying tension to the fixed section will cause disconnection at an early stage.

Interference of the cable

Wire the cables in the cable holder without bringing them into contact with each other. Also, minimize the fixation of section the cable is movable. Stress may apply to the cable, leading to disconnection at an early stage. Use the cable holder after thoroughly reading the manufacturer's precautions.

Torsion of the cable

Wire the cable so as not to be twisted. Wiring the cable in a state of twisting may result in early disconnection.



After wiring, check if the cable is not twisted viewing the printing characters on the cable surface as a guide.

Orientalmotor is a registered trademark or trademark of Oriental Motor Co., Ltd., in Japan and other countries.

© Copyright ORIENTAL MOTOR CO., LTD. 2010

Published in January 2021

* Please contact your nearest Oriental Motor office for further information.

ORIENTAL MOTOR U.S.A. CORP.
Technical Support Tel:800-468-3982
8:30am EST to 5:00pm PST (M-F)
www.orientalmotor.com

ORIENTAL MOTOR (EUROPA) GmbH
Schiebsstraße 44, 40549 Düsseldorf, Germany
Technical Support Tel:00 800/22 55 66 22
www.orientalmotor.de

ORIENTAL MOTOR (UK) LTD.
Tel:+44-1256347090
www.oriental-motor.co.uk

ORIENTAL MOTOR (FRANCE) SARL
Tel:+33-1 47 86 97 50
www.orientalmotor.fr

ORIENTAL MOTOR ITALIA s.r.l.
Tel:+39-02-93906347
www.orientalmotor.it

ORIENTAL MOTOR CO., LTD.
4-8-1 Higashiueno, Taito-ku, Tokyo 110-8536
Japan
Tel:+81-3-6744-0361
www.orientalmotor.co.jp

ORIENTAL MOTOR ASIA PACIFIC PTE. LTD.
Singapore
Tel:1800-842-0280
www.orientalmotor.com.sg

ORIENTAL MOTOR (MALAYSIA) SDN. BHD.
Tel:1800-806-161
www.orientalmotor.com.my

ORIENTAL MOTOR (THAILAND) CO., LTD.
Tel:1800-888-881
www.orientalmotor.co.th

ORIENTAL MOTOR (INDIA) PVT. LTD.
Tel:1800-120-1995 (For English)
1800-121-4149 (For Hindi)
www.orientalmotor.co.in

TAIWAN ORIENTAL MOTOR CO., LTD.
Tel:0800-060708
www.orientalmotor.com.tw

SHANGHAI ORIENTAL MOTOR CO., LTD.
Tel:400-820-6516
www.orientalmotor.com.cn

INA ORIENTAL MOTOR CO., LTD.
Korea
Tel:080-777-2042
www.inaom.co.kr